



**Study on Photocatalytic Mineralization of Various Azo
Dyes under Solar Light Irradiation**

by

**Wan Fadhilah bt Wan Mohd Khalik
(1331210822)**

A thesis submitted in fulfillment of the requirements for the degree of Master of
Science Environmental Engineering

**School of Environmental Engineering
UNIVERSITI MALAYSIA PERLIS**

2014

ACKNOWLEDGEMENT

First of all, I would like to express my grateful to Allah SWT for all His gifts that this thesis was completely finished. This thesis also dedicated to both of my parents, Wan Mohd Khalik bin Wan Ibrahim and Rohani bt Abdul Talib, with all their prayers, patience and full support and courage to go through with all the obstacles in order to complete my thesis.

I wish to acknowledge my sincere gratitude to my supervisor, Associate Professor Dr. Ong Soon An and also co-supervisor Dr. Fahmi Muhamad Ridwan who has shown endless support either from mental, emotional and financial support, understanding and kindly helped me in my lab works and thesis writing. Million thanks to Dr. Ho Li Ngee for spending her precious time in guiding me in my lab works. Thanks also to Dean of School of Environmental Engineering, Associate Professor Dr. Khairul Nizar for his support and also for all staffs including lecturers, PLVs and technicians for their extraordinary cooperation.

Last but not least I would like to express my gratitude to my lab mates especially Nik Noor Athirah, Najihah, Siti Norbaya, Rohazriny and to all people that contributed their helps directly or indirectly, thank you very much.

TABLE OF CONTENTS

	PAGE
THESIS DECLARATION	ii
ACKNOWLEDGEMENT	iii
TABLE OF CONTENTS	iv
LIST OF TABLES	vii
LIST OF FIGURES	viii
LIST OF ABBREVIATION	x
LIST OF SYMBOLS	xi
ABSTRAK	xii
ABSTRACT	xiii
CHAPTER 1 INTRODUCTION	
1.1 Introduction	1
1.2 Problem statement	3
1.3 Objectives	4
1.4 Scope of study	4
CHAPTER 2 LITERATURE REVIEW	
2.1 Definition and classification of dyes	6
2.2 Azo dye	6
2.3 Treatments of dye	8
2.4 Advanced oxidation processes (AOPs)	10
2.4.1 Solar photocatalytic	11
2.4.2 Semiconductor	12
2.5 <i>Batik</i> wastewater	14
2.6 Langmuir-Hinshelwood kinetic model	15
CHAPTER 3 RESEARCH METHODOLOGY	
3.1 Azo dyes	16
3.2 Chemicals	16
3.3 Synthetic dye preparation	18
3.4 Experimental procedures	18
3.4.1 Effects of operating parameter on degradation of Orange G and New Coccine	19
3.4.2 Degradation of five azo dyes by solar photocatalytic process	20
3.4.3 Degradation of New Coccine with different photocatalysts	21

3.4.4	<i>Batik</i> wastewater	21
3.5	Mineralization of azo dyes	22
3.6	Total suspended solids	23
3.7	Turbidity	23
3.8	Characterization of photocatalyst	24
3.9	Removal efficiency of synthetic and textile dye	25
CHAPTER 4 RESULTS AND DISCUSSION		
4.1	Effects of operating parameters of Orange G and New Coccine by solar photocatalytic process with ZnO as photocatalyst	
4.1.1	Effect of solar light irradiation	26
4.1.2	Effect of initial dye concentration	28
4.1.3	Effect of ZnO dosage	30
4.1.4	Effect of pH of dye solution	32
4.1.5	Effect of aeration	34
4.1.6	Langmuir-Hinshelwood kinetic model	36
4.1.7	UV-Vis spectrum analysis	38
4.1.8	Chemical oxygen demand (COD) analysis	40
4.1.9	Ion- chromatography (IC) analysis	42
4.2	Evaluation on the effect of molecular structure of azo dyes in photocatalytic mineralization under solar light irradiation	
4.2.1	Effect of solar light and effect of number of sulphonic group of azo dyes	43
4.2.2	Langmuir-Hinshelwood kinetic model	46
4.2.3	UV-Vis spectrum analysis	47
4.2.4	Chemical oxygen demand (COD) analysis	50
4.3	Study the effect of different semiconductor on photocatalytic mineralization under solar light irradiation	
4.3.1	Effect of solar light irradiation	52
4.3.2	Effect of band gap of photocatalysts	54
4.3.3	Langmuir-Hinshelwood kinetic model	56
4.3.4	UV-Vis spectrum analysis	57
4.3.5	Chemical oxygen demand (COD) analysis	59
4.3.6	Scanning Electron Microscopic (SEM)	60
4.3.7	X-Ray Diffraction (XRD)	62

4.4	Application of solar photocatalytic for <i>batik</i> wastewater	
4.4.1	Characterization of raw <i>batik</i> wastewater	64
4.4.2	Effect of pH for decolorization of <i>batik</i> wastewater	66
4.4.3	Effect of ZnO dosage	68
4.4.4	Effect of aeration	69
4.4.5	UV-Vis spectrum analysis	70
4.4.6	Chemical oxygen demand (COD) analysis	72
4.4.7	Characterization of <i>batik</i> wastewater after solar photocatalytic process	73
CHAPTER 5	CONCLUSION AND RECOMMENDATIONS	
5.1	Conclusion	75
5.2	Recommendations	76
REFERENCES		78
APPENDICES		88
LIST OF PUBLICATIONS		91

© This item is protected by original copyright

LIST OF TABLES

NO.		PAGE
2.1	Classification of dye according to chemical structure	7
3.1	Molecular structure of five azo dyes	17
4.1	Pseudo-first-order rate constant (k_{app}) and R^2 for different initial concentration of OG and NC	37
4.2	k_{app} and R^2 value of five azo dyes	47
4.3	Adsorption capacity of CuO, Fe ₂ O ₃ , TiO ₂ and ZnO	54
4.4	Removal efficiency of New Coccine by photocatalyst with different band gap energy	56
4.5	Characteristics of <i>batik</i> effluent	65
4.6	Characteristics of <i>batik</i> wastewater before and after solar photocatalytic process	74

© This item is protected by original copyright

LIST OF FIGURES

NO.		PAGE
2.1	Mechanism of solar photocatalytic process	12
3.1	General experimental setup	18
3.2	Experimental setup for studying the effect of solar light irradiation and photocatalyst	19
3.3	Experimental setup for study the effect of aeration on azo dye decolorization	20
3.4	Scanning Electron Microscope (SEM)	24
3.5	X-Ray Diffraction (XRD)	25
4.1	(a) Decolorization and (b) removal efficiency of OG and NC with and without solar light irradiation and without photocatalyst	27
4.2	Decolorization of (a) OG and (b) NC for initial dye concentration	29
4.3	Removal efficiency of (a) OG and (b) NC for initial dye concentration	29
4.4	Decolorization of (a) OG and (b) NC by different ZnO dosage	31
4.5	Removal efficiency of (a) OG and (b) NC by different ZnO dosage	32
4.6	Decolorization of (a) OG and (b) NC by different pH	33
4.7	Removal efficiency of (a) OG and (b) NC by different pH	33
4.8	(a) Decolorization and (b) removal efficiency of OG for with and without aeration	35
4.9	(a) Decolorization and (b) removal efficiency of NC for with and without aeration	36
4.10	Kinetic photocatalytic degradation of (a) OG and (b) NC with different initial dye concentration	37
4.11	UV-Vis spectrum analysis for (a) OG and (b) NC at 100 mg/L	39
4.12	Ratio of naphthalene and azo bond, aromatic and azo bond and aromatic and naphthalene for (a) OG and (b) NC	40
4.13	COD monitoring in photocatalytic degradation of (a) OG and (b) NC	41
4.14	IC analysis for determination of SO_4^{2-} concentration in (a) OG and (b) NC	42
4.15	Decolorization of azo dyes (a) with and (b) without solar light irradiation	43
4.16	Removal efficiency of azo dyes (a) with and (b) without solar light irradiation	44
4.17	Plot of $\ln C_0/C$ against irradiation time for five azo dyes	47
4.18	UV-Vis spectrum analysis of (a) AO7, (b) OG, (c) NC, (d) RB5 and (e) RG19	49
4.19	(a) COD concentration and (b) removal efficiency of COD of five azo dyes	51
4.20	Decolorization of NC by various photocatalysts (a) with and (b) without solar light irradiation	53
4.21	Plot of $\ln C_0/C$ against irradiation time for different photocatalysts	57
4.22	UV-Vis spectrum analysis for (a) CuO, (b) Fe_2O_3 , (c) TiO_2 and (d) ZnO	58
4.23	(a) COD concentration of NC and (b) $\ln C_0/C$ against irradiation time by different photocatalysts	60
4.24	SEM images of (a) CuO, (b) Fe_2O_3 , (c) TiO_2 and (d) ZnO before photocatalytic process	61
4.25	XRD patterns for (a) CuO, (b) Fe_2O_3 , (c) TiO_2 and (d) ZnO before photocatalytic process	63
4.26	Molecular structure of Remazol Red 133	65

4.27	UV-Vis spectrum analysis of raw <i>batik</i> wastewater	66
4.28	(a) Color removal efficiency and (b) plot of $\ln C_0/C$ against irradiation time for different pH of <i>batik</i> wastewater	67
4.29	Removal efficiency of <i>batik</i> wastewater at different ZnO dosage	69
4.30	Removal efficiency of <i>batik</i> wastewater for with and without aeration	70
4.31	(a) UV-Vis spectrum analysis and (b) ratio for <i>batik</i> wastewater at pH 3	71
4.32	(a) COD concentration and (b) plot $\ln C_0/C$ against irradiation time for <i>batik</i> wastewater	73

© This item is protected by original copyright

LIST OF ABBREVIATIONS

Ag ₂ SO ₄	Silver sulfate
AOPs	Advance Oxidation Processes
AO7	Acid Orange 7
BOD ₅	Biochemical Oxygen Demand for five days
CdS	Cadmium sulfide
Cl ⁻	Chloride ion
COD	Chemical Oxygen Demand
CO ₂	Carbon dioxide
CuO	Copper(II)oxide
Cu ₂ O	Cuprous oxide
<i>E.coli</i>	<i>Escherichia coli</i>
Fe ₂ O ₃	Iron(III)oxide
Fe ₂ O ₃ /UV	Iron(III)oxide/Ultraviolet
H ₂ O	Water
H ₂ O ₂	Hydrogen peroxide
H ₂ O ₂ /UV	Hydrogen peroxide/Ultraviolet
H ₂ SO ₄	Acid sulfuric
IC	Ion Chromatography
K ₂ Cr ₂ O ₇	Potassium dichromate
MB	Methylene Blue
MnO ₄	Permanganate
NaOH	Sodium hydroxide
NC	New Coccine
NO ₂ ⁻	Nitrite ion
NO ₃ ⁻	Nitrate ion
•O ₂ ⁻	Superoxide radical anion
O ₃	Ozone
O ₃ / H ₂ O ₂ /UV	Ozone/ Hydrogen peroxide/Ultraviolet
O ₃ /UV	Ozone/Ultraviolet
OG	Orange G
•OH	Hydroxyl radical
OH ⁻	Hydroxide ions
RB	Rhodamine B
RB5	Reactive Black 5
RG19	Reactive Green 19
SEM	Scanning Electron Microscope
SO ₄ ²⁻	Sulfate ions
TiO ₂	Titanium(IV)oxide
TSS	Total Suspended Solid
UV	UltraViolet
UV-Vis	UltraViolet-Visible
WO ₃	Tungsten oxide
XRD	X-Ray Diffraction
ZnO	Zinc oxide

LIST OF SYMBOLS

%	Percent
°C	Degree Celcius
C	Concentration
C ₀	Concentration at time = 0
C _t	Concentration at time = t
e ⁻	Excited electron
h	Hour
h ⁺	Electron hole
k	Reaction rate constant
mg/L	Miligram per litre
mM	Milimolar
nm	Nanometer
•O ₂ ⁻	Superoxide radical anions
•OH	Hydroxyl radical
t	Time
µm	Micrometer

© This item is protected by original copyright

Kajian Fotopemangkinan ke atas Penguraian Pelbagai Pewarna Azo di Bawah Cahaya Penyinaran Suria

ABSTRAK

Pewarna azo yang diwakili oleh *azo chromophores* (-N = N-) merupakan kelas pewarna terbesar yang digunakan dalam kebanyakan industri terutamanya industri-industri tekstil. Bahan-bahan kimia lain yang bersifat mutagenik atau toksik kepada alam sekitar dan kehidupan manusia akan hadir dalam badan-badan air jika efluen air sisa daripada industri dilepaskan tanpa merawat mereka dengan betul. Terdapat banyak kaedah rawatan yang biasa digunakan untuk menghapuskan pewarna azo di dalam air sisa, sebagai contoh, penyerapan, membran penapisan, penukaran ion dan sebagainya. Walau bagaimanapun, kaedah-kaedah rawatan ini memerlukan kos yang tinggi dan menghasilkan pencemar yang susah untuk dimusnahkan. Untuk mengurangkan kos merawat sisa air, tetapi berkesan untuk menghapus pewarna azo, fotopemangkinan telah dikaji oleh pengkaji-pengkaji terdahulu. Oleh itu, tujuan utama kajian ini adalah untuk menilai uraian pelbagai pewarna azo oleh proses fotopemangkinan. Pemangkin dan pewarna azo utama yang digunakan dalam kajian ini masing-masing adalah zink oksida (ZnO) dan *New Coccine* (NC). Dalam bahagian pertama, kajian ini adalah untuk membandingkan fotopemangkinan antara penyahwarna *Orange G* dan *New Coccine*. Perbandingan antara pewarna azo telah ditentukan melalui beberapa parameter operasi seperti dengan dan tanpa penyinaran cahaya suria, kepekatan awal pewarna, dos pemangkin, pH, dengan dan tanpa pengudaraan. Hasil kajian menunjukkan bahawa kepekatan NC menurun dengan cepat dalam setiap parameter dan hampir mencapai 100 % kecekapan penyingkiran berbanding OG. Bahagian kedua dalam kajian ini adalah untuk menilai kesan struktur molekul lima pewarna azo (*Asid Orange 7*, *Orange G*, *New Coccine*, *Reaktif Hitam 5*, *Reaktif Hijau 19*) dalam penguraian fotopemangkinan di bawah penyinaran cahaya suria. Di antara pewarna-pewarna azo ini, *Reaktif Hijau 19* menunjukkan prestasi yang terbaik dalam proses fotopemangkinan dan mencapai 100 % daripada kecekapan penyingkiran di bawah cahaya penyinaran suria. Selain itu, kajian ini juga memberi tumpuan kepada keberkesanan fotopemangkin lain (CuO, Fe₂O₃, TiO₂) pada degradasi pewarna. Luas permukaan dan corak untuk semua pemangkin juga diperiksa. Pengurangan kepekatan pewarna ditentukan dengan UV-Vis spektrofotometer. Penguraian pewarna diperiksa oleh ion kromatografi (IC) dan pengukuran permintaan oksigen kimia (COD). Kepekatan akhir *New Coccine* mencapai penyingkiran 100 % selepas 5 jam di bawah penyinaran cahaya suria. Antara semua fotopemangkin, ZnO menunjukkan penyingkiran tertinggi yang mencadangkan bahawa ia menyerap sebahagian besar spektrum solar dan penyerapan lebih quanta cahaya. Air sisa batik juga menunjukkan penyingkiran warna yang tinggi dalam 10 jam pensampelan dan kepekatan COD yang menurun daripada 1332 mg/L hingga 286 mg/L selepas 12 jam masa radiasi. Kedua-dua pewarna azo dan fotopemangkin mengikuti kadar tetap pseudo-pertama-susunan dan sangat sesuai dengan model kinetik Langmuir-Hinshelwood. Kesimpulannya, sama ada pewarna sintetik atau air sisa tekstil sebenar, kedua-duanya boleh degradasi dan dimusnahkan oleh pemangkin dengan kehadiran cahaya suria.

Study on Photocatalytic Mineralization of Various Azo Dyes under Solar Light Irradiation

ABSTRACT

Azo dyes represented by azo chromophores (-N=N-) are the largest class of dyes used in many industries especially textile industries. Other chemicals that mutagenic or toxic to the environment and human life will present in the water bodies if the wastewater effluent from industries was released without treating them properly. There are many conventional treatment methods in order to remove azo dyes in wastewater, for example adsorption, membrane filtration, aerobic or anaerobic process and others. However, these conventional treatment methods required high cost and generated other pollutants which difficult to be destroyed. In order to minimize the cost for wastewater treatment but effective in removal of azo dye, solar photocatalytic had been discovered by previous researchers. Therefore, the main purpose of this research was to evaluate the mineralization of various azo dyes by solar photocatalytic process. The main photocatalyst and azo dye used in this study was zinc oxide (ZnO) and New Coccine (NC), respectively. In the first section, the study was to compare the solar photocatalytic between decolorization of Orange G and New Coccine. The comparison between the azo dyes was determined through several operating parameters such as with and without solar light irradiation, initial dye concentration, catalyst dosage, pH and with and without aeration. The results showed that concentration NC decreased rapidly in each parameter and almost achieved 100 % removal efficiency compared to OG. The second section in this study was to evaluate the effect of molecular structure of five azo dyes (Acid Orange 7, Orange G, New Coccine, Reactive Black 5, Reactive Green 19) in photocatalytic mineralization under solar light irradiation. Among these azo dyes, Reactive Green 19 showed great performance in photocatalytic process and achieved 100 % of removal efficiency under solar light irradiation. Moreover, this study also focused on the effectiveness of other photocatalysts (CuO, Fe₂O₃, TiO₂) on the degradation of dye and showed that photocatalyst with higher band gap (ZnO) rapidly decolorized and mineralized the azo dye. The surface area and patterns of all photocatalysts were also examined. The reduction in dye concentration was determined by UV-Vis spectrophotometer. The mineralization of dye was examined by ion chromatography (IC) and chemical oxygen demand (COD) measurement. The final concentration of New Coccine achieved 100 % removal after 5 h irradiation time. Among all the photocatalysts, ZnO showed highest removal which suggesting that it absorbs large fraction of the solar spectrum and absorption of more light quanta. *Batik* wastewater also showed great color removal within 10 h sampling and its COD concentration decreased from 1332 mg/L to 286 mg/L after 12 h irradiated time. Both of azo dyes and photocatalysts followed pseudo-first-order rate constant and well fitted the Langmuir-Hinshelwood kinetic model. In conclusion, either synthetic dye or real textile wastewater, both of them can be degraded and mineralized by photocatalyst with presence of solar light.

CHAPTER 1

INTRODUCTION

1.1 Introduction

Dyes and pigments are produced more than 7×10^5 ton and approximately 10,000 dyes used annually world-wide (Akhtar et al., 2005). Generally, these dyes and pigments are widely used by many types of industries such as textiles, pharmaceuticals, paints, food and leather. All of these products used 60-70 % of azo dyes, which molecules with one or more azo ($-N=N-$) and linked to the aromatic structure (Zee et al., 2003; Davies et al., 2006). However, 15 % of these dyes is lost during the dyeing process and released as textile effluents.

There are many disadvantages and side effects of these effluents either to human or environment as well as aquatic life. The untreated effluents from pulp and paper mill, for example, will cause thermal impacts, slime growth, color problems and also increase the amount of toxic substances in the water stream, which will cause death to aquatic life, especially fish and zooplankton (Pokhrel and Viraraghavan, 2004). In addition, high level of NH_4-N and enormous quantities of leachates also posed a serious pollution threat to the water environment and lost aesthetical aspects to the environment (Connolly et al., 2004).

Dyes produce from *batik* industrial processes have obtained notoriety as hazardous substances, because most of them are persistent and toxic to the environment (Al-Momani et al., 2002). Disposal of large amount of colored effluent produces severe environmental hazards due to the organic compounds that contain in the effluent which are not easily degraded by conventional wastewater

treatment such as adsorption, coagulation, biological treatment and others (Shanthi and Kuzhalosai, 2012).

In recent years, there has been an increasing interest in advanced oxidation processes (AOPs) as an effective wastewater treatment. The pollutants in wastewater such as toxic organic and inorganic contaminants will completely destroy by $\bullet\text{OH}$ which are generated from AOPs (Ghaly et al., 2011). The photo-Fenton process, UV photolytic process, Fenton process, sonolysis and ozonation are several of the examples in AOPs for treating contaminants such as dye, phenol and leachate.

Among various treatment methods in AOPs, photocatalytic process by semiconductor materials is a promising technology in dealing with worldwide pollution problems (Gokakakar and Salker, 2009). Photocatalysis is a highly effective and inexpensive process compared to other methods and it is one of the potential techniques to either reduce or oxidize hazardous pollutants (Joshi and Shrivastava, 2011). Moreover, Sharma et al. (2012) also stated that solar photocatalytic is an efficient technique to eliminate the pollutants from aqueous and gaseous media.

© The purpose of the photocatalyst is to generate reactive $\bullet\text{OH}$ upon absorption of UV or visible light, which in turn causes the destruction of chemical structure of organic pollutants (Chaturvedi et al., 2003). The most semiconductors used as photocatalyst are TiO_2 , ZnO , WO_3 , CdS , Fe_2O_3 and others. There are several studies about solar photocatalytic by other researchers for decolorizing of either synthetic dyes or real textile wastewater (Lu et al., 2008; Solarska et al., 2005; Stroyuk et al., 2007).

1.2 Problem statement

Paper and pulp mill industries, textile industries and rubber sheet industries are some of the industries that consumed dyes and colorants for their products. The wastewater that released from industries without treating them will give harmful effect to the human, aquatic life and also environment. The conventional treatment method such as membrane filtration will remove all types of dyes, however, it will create concentrated sludge which are difficult to be destroyed. The compounds that present in the dyes can breakdown by electrochemical destruction method, but it requires high cost of electricity. Ozonation is one of the techniques in AOPs and also had been widely applied for color removal, but it has short half-time which is only 20 minutes. Besides that, Fenton's reagent also effective for decolorization of both soluble and insoluble dyes, but at the end of this treatment, it will generate sludge. Solar photocatalytic is an alternative treatment method instead of UV light for degradation of organic pollutants which is an eco-friendly process and more economical. Moreover, the application of this treatment method in the industries is not much as other treatment methods. This treatment method is suitable to be applied in Malaysia because of ample amount of solar light is available in this country. The degradation of dyes and other organic pollutants also depend on the photocatalyst that had been chose and in this study, ZnO was used as photocatalyst due to its low cost, has higher larger quantum efficiency as well as photocatalytic efficiency.

1.3 Objectives

There are four objectives for this study, which are:

- i. To investigate the effects of operating parameters of Orange G and New Coccine by solar photocatalytic process.
- ii. To study the effect of molecular structure of azo dyes in photocatalytic mineralization under solar light irradiation
- iii. To study the effect of different semiconductors on photocatalytic degradation rate and its characterization.
- iv. To apply the photocatalytic processes in real industrial wastewater.

1.4 Scope of study

The scope of this study was to evaluate the effect of operating parameters such as presence of solar light irradiation, initial dye concentration, catalyst dosage, pH and addition of aeration on the degradation of azo dyes by solar photocatalytic activity. Other than that, this study also investigates the effect of different number of sulphonate groups of five azo dyes (Acid Orange 7, Orange G, New Coccine, Reactive Black 5 and Reactive Green 19) on photodegradation rates. Four catalysts or semiconductors which are CuO, Fe₂O₃, TiO₂ and ZnO had been studied for the effect of semiconductor towards the degradation of azo dye. The characterization of these catalysts such as surface morphology and their patterns also has been examined by SEM and XRD, respectively. Besides that, this study also applied to the real textile industrial wastewater which was *batik* wastewater and all the operating parameters such as pH, catalyst dosage and aeration were examined.

The mineralization of synthetic dyes and *batik* wastewater was analyzed by the changes of UV-Vis spectrum and chemical oxygen demand (COD). Ion chromatography also used in this study to determine the concentration of sulfate ion in the dye during photocatalytic reaction. The sample of azo dye was analyzed for each irradiation time.

The Langmuir-Hinshelwood kinetic model and pseudo-first-order had been used in this study to the degradation rate of azo dyes under solar photocatalytic process using ZnO and other catalysts.

© This item is protected by original copyright

CHAPTER 2

LITERATURE REVIEW

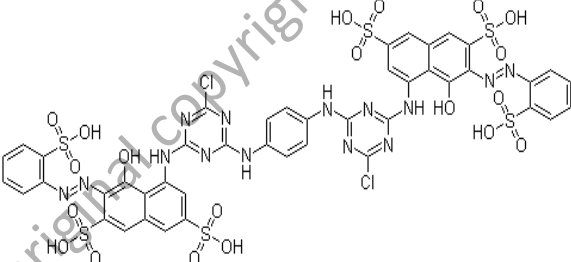
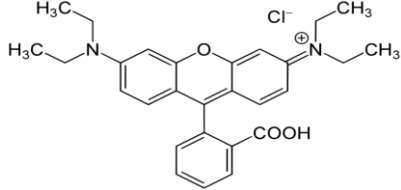
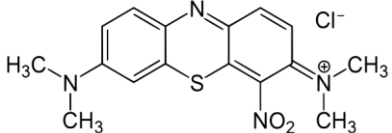
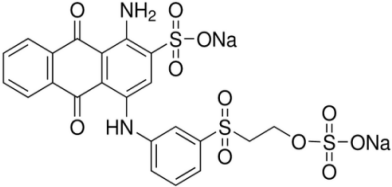
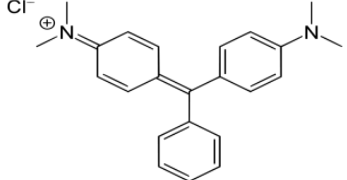
2.1 Definition and classification of dyes

Dye is a colored substance which generally applied in an aqueous solution. Dye molecules comprise of two components which is chromophores and auxochromes. The chromophores are responsible for producing or giving color to the dye, meanwhile auxochromes will render the dye molecule to be soluble in water and enhanced the attachment of affinity towards the fibers. There are three ways to classify the dyes. First, dye can be classified according to their chemical and/or physical properties. Second, dyes also can be classified based on their origin either natural or synthetic. The third way is through their characteristics which related to the application process in industries. There are six types of dyes which commonly used by industries for coloring their products or by previous researcher in their studies. These dyes are differentiated according to their chemical structure as shown in Table 2.1.

2.2 Azo dye

Azo dyes are the largest class of synthetic dyes amongst various dyes which manufactured annually and used worldwide in industries ranging from pharmaceuticals to textile (Jain et al., 2012). The azo dye is characterized by the presence of azo bond linkage (-N=N-) in its molecular structure. Besides that, the azo dye also may contain one (mono), two (di) or three (tri) azo bond linkage. Acid Orange 7, Orange G and New Coccine are examples of

Table 2.1: Classification of dye according to chemical structure (Nidheesh et al., 2013)

Types	Example	Molecular structure
Azo dye	Reactive Red 120	
Xanthene	Rhodamine B	
Thiazine	Methylene green	
Anthraquinone	Remazol Brilliant Blue R	
Triphenylmethane	Malachite Green	

monoazo dyes while Reactive Black 5 and Reactive Green 19 are considered as diazo dye. Due to their resistance to chemical photodegradation and degradation, dyes would persist in natural setting which can cause problems in aesthetic and environment (Tsang et al., 2007). For example, Acid Yellow 36 used in textile, tannery, paper and soap is acute toxicity to heteropneustes fossilis and toxic and carcinogenic to nature (Malik, 2003). Another diazo dye such as Direct Red 23 also used in production of textile, tannery and paper and its dose will not allow solar light to penetrate into rivers or streams which then affects the photosynthesis of aquatic plants (Abdelwahab et al., 2005). An acute exposure to Methylene Blue will cause increased heart rate, jaundice, vomiting and Heinz body formation (Hameed and Ahmad, 2009).

2.3 Treatments of dye

Physical methods such as adsorption techniques and membrane-filtration processes are commonly treatment that used by many industries in treating wastewater. Nakamura et al. (2003) in their study suggested that charcoal from coffee ground is useful for decolorization of Acid Orange 7. Even adsorption methods have attracted considerable interest due to their higher efficiency for the removal of dye, it is not often been used due to high cost of adsorbents especially activated carbon (Robinson et al., 2001). Another physical treatment method is ion exchange. The colored wastewater passed over the ion exchange resin until the available exchanged sites are saturated. Both of anionic and cationic dyes can be removed efficiently by employing this wastewater treatment method and there is no loss of adsorbent on regeneration, however it cannot accommodate a wide range of dyes (Wu et al., 2008). Filtration such as nanofiltration, microfiltration and ultrafiltration also effective in treating wastewater contains dye, however, this treatment method required high working pressure, energy consumption and also cost of membrane (Gupta and Suhas, 2009).

Chemical oxidation methods especially use various oxidizing agents, such as hydrogen peroxide (H_2O_2), permanganate (MnO_4) and ozone (O_3) enable the decomposition or destruction of dye molecules. Ozonation, for example, has been found to be effective due to its high reactivity with many azo dyes and good color removal efficiencies (Alaton et al., 2002). The ozone used can selectively oxidize unsaturated bonds ($-\text{N}=\text{N}-$ or $-\text{C}=\text{C}-$) and also aromatic compounds. However, high cost of ozone and low COD removal capacity will limit the practical application of this technique in industries (Anjaneyulu et al., 2005). The Fenton's reagent process is the combination of hydrogen peroxide (H_2O_2) which activated with Fe (II) salts and it was effectively remove either soluble or insoluble dyes from wastewater. This process involved flocculation where the impurities from wastewater are transferred to the sludge which did not settle if released to the environment.

Biological treatment is another ways that applied by industries to treat their wastewater before releasing them into water stream. Biodegradation methods such as fungal decolorization, bioremediation systems and biomass commonly applied to treat the effluents due to the microorganisms such as yeasts, bacteria and fungi that are able to degrade and accumulate different pollutants (Fu et al., 2001). Herrera-Robledo et al. (2010) have recently studied anaerobic membrane bioreactor for treating municipal wastewater and found that the systems produced a clear effluent free of suspended solids. However, longer time is required in biological treatment especially for growth of microorganism. Moreover, large land area is required and lifetime of microorganisms also plays an important role for biological treatment (Fu and Viraraghavan, 2001). Even though bacteria showed great dye removal rate, but the fermentation process will limit the applicability of this treatment methods to cope with larger volume of colored effluents.

2.4 Advanced oxidation processes (AOPs)

Advanced oxidation processes (AOPs) are one of the techniques under chemical methods that constitute a promising technology to treat wastewaters contain non-easily removable organic compounds such as color and all AOP are designed to produce hydroxyl radical (Sharma et al., 2011). The main advantage of this degradation method is that it can be carried out under ambient conditions which lead to complete mineralization of organic carbon (Pare et al., 2008). The examples of AOPs treatment methods to degrade organic pollutants and dyes are O_3/UV , H_2O_2/UV , $O_3/H_2O_2/UV$, Fe_2O_3/UV and photolysis processes. Lü et al. (2013) conducted a study that showed ozonation in combination with UV irradiation of 185 W had a synergistic effect on the decolorization of methyl orange and the effect was more pronounced on the COD removal rate during the degradation process. Soares et al. (2006) carried out a research to study the influence of operating parameters by ozonation treatment for decolorization of textile effluents and dye solutions under continuous operation and they found that this treatment method was effective for dye removal but less effective in TOC removal. Peternal et al. (2006) studied the mineralization of reactive azo dye through UV-based (UV/H_2O_2 , UV/O_3 , $UV/H_2O_2/O_3$) processes and found that complete bleaching was achieved by all applied processes. He et al. (2008) investigated the mineralization of Reactive Blue 19 by combination of ozonation and sonolysis and the results showed that combination of both these processes gave great performance. Among all these AOPs, solar photocatalytic oxidation process has attracted wide attention due to clean, green technology and cost effective in removing toxic organic and inorganic pollutants from wastewater (Pruden and Ollis, 1983; Gupta et al., 2011a).

2.4.1 Solar photocatalytic

Solar photocatalytic is the advanced method or technology which has been used nowadays by many researchers to treat colorant in wastewater. Since solar energy is a natural energy source, photodegradation of pollutants using semiconductor with solar light can make it as an economically viable process (Muruganandham and Swaminathan, 2004). The exploration of renewable energy sources with minimal adverse effect to the environment is necessary in order to maintain the sustainable global development (Subash et al., 2013). Among the renewal energy sources, solar light is the largest global energy source and in photocatalytic, it had been captured to induce a series of redox reactions for degradation of pollutants (Baxter et al., 2009). Nagaveni et al. (2004) showed that degradation rates of methylene blue, remazol brilliant blue R and orange G by synthesized nano TiO_2 through solar photocatalytic process was higher than commercial Degussa P-25 TiO_2 . Solar photocatalytic water detoxification of paper mill effluents by Sattler et al. (2004) proved that this treatment method can be very effectively degraded the non-biodegradable substances. Vineetha et al. (2013) found that photocatalytic degradation process using solar light irradiation showed potential application for removal of color and COD in the treatment of distillery effluent.

Figure 2.1 explained the mechanism of solar photocatalytic for organic pollutant. Light energy from solar is made to fall on to a semiconductor which in this study is catalyst (Chatterjee and Dasgupta, 2005). When the energy irradiated from solar is equivalent to or greater than band gap energy of catalyst, an electron would be excited out from the valence band to the conduction band of catalyst and will cause a hole in the valence band (Chatterjee and Dasgupta, 2005). The photogenerated holes can react with H_2O or OH^- and oxidize them into $\bullet\text{OH}$ (Saqib and Muneer, 2003). The photogenerated electrons could reduce the dye or react with electron acceptors which dissolved in water and reducing it to superoxide radical anion, $\bullet\text{O}_2^-$ (Saqib and Muneer, 2003).

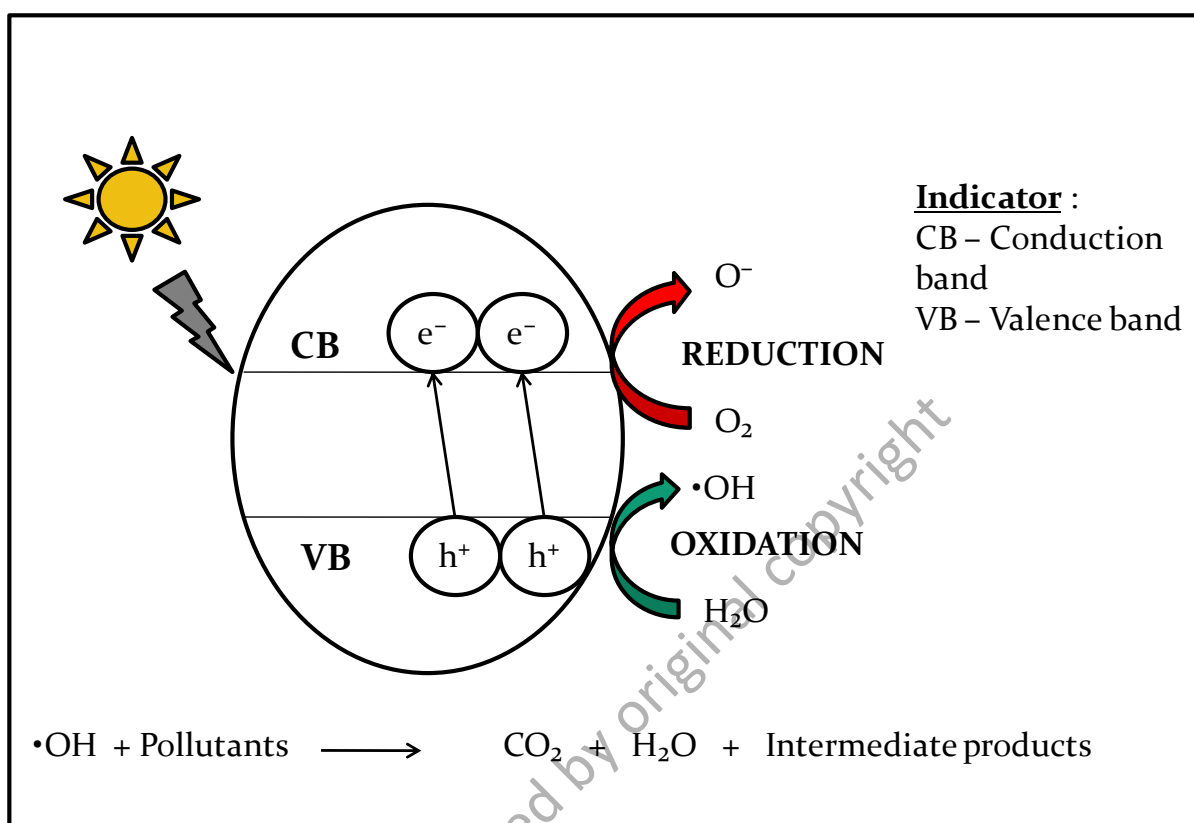


Figure 2.1: Mechanism of solar photocatalytic process

2.4.2 Semiconductor

There are many semiconductor oxides that have been studied by other researchers such as Cu_2O (Sharma et al., 2012), Fe_2O_3 (Zelmanov and Semiat, 2008), TiO_2 (Foster et al., 2011) and CdS (Kozlova et al., 2012). According to Shinde et al. (2011), semiconductors are important due to the electronic structure of the metal atoms in chemical combination, which is characterized by an empty conduction band and a filled valence band.

Copper oxide (CuO) with a narrow band gap of 1.4 eV has been widely used as gas sensors (Li et al., 2008), solar cell (Maruyama, 1998) and electrode materials (Zhang and Zhang, 2008; Yao et al., 2010). Other than that, CuO also has high solar absorbency, inexpensive, high electron communication features and non-toxic (Yusoff et al., 2013). In 2012,