

Role of pre-stressing on anti-penetration properties for Kevlar/Epoxy composite plates

Ehsan Sabah Al-Ameen¹, Muhanad Nazar Mustafa Al-Sabbagh¹, Ahmed Ali Farhan Ogaili^{1*} and Ali Kurji Hassan^{1,2}

¹Department of Mechanical Eng., College of Engineering, Mustansiriyah University, Baghdad, Iraq

² Ministry of OIL, Baghdad, Iraq

Received 11 April 2022, Revised 20 May 2022, Accepted 15 June 2022

ABSTRACT

Bulletproof vest capability improvement is considered an important issue, especially for vests made from composite materials. Composite materials consisting of Kevlar 29/Epoxy at different volume fractions of 30, 40, and 60% were made to produce the test samples used in this work. These samples consisted of two plates; the plates were gathered within a frame, making a gap of 10 mm between them. Two sets of test samples were used. The first set consisted of two plates in their normal state (set A). In contrast, the second set (set B) was exposed to bending load generating pre-bending stress in the plates before the ballistic test. A 9 mm handgun was used to shoot the bullets. Chronographs were used to detect the projectiles' speed before and after hitting the samples. The samples were labeled according to the fiber volume fraction (A_{30} , A_{40} , A_{60} , B_{30} , B_{40} , and B_{60}). Each sample was exposed to three successive shots. The results showed that B_{30} decreases the final velocity of the projectile by 45% compared to set A_{30} when the plates were loaded with 120 MPa stress. Increasing the stress value in sample B_{30} from 50 MPa to 120 MPa causes an increase in the sample's absorbed energy value of about 47%, 22%, and 1% for first, second, and third shots, respectively. A similar pattern of results has been obtained for other volume fractions.

Keywords: composite materials, ballistic test, bulletproof vests, Kevlar, Epoxy

1. INTRODUCTION

Bulletproof vests were developed to safeguard the wearer's vital organs from injury caused by firearm projectiles. Armor vests have evolved over 25 centuries from their earliest designs made of animal hides, linen, woven coconut palm fiber, and linked rings or wires of iron, steel, or brass [1]. Since the plastic revolution of the 1940s, vests have become limitedly available. Vests of that era were constructed of ballistic nylon and reinforced with steel plates, fiberglass, ceramic, boron, titanium, and the most effective ceramic-fiberglass composites. Kevlar, a liquid polymer that can be spun into aramid fiber and woven into cloth, was invented in 1965. Until the 1970s, ballistic nylon was the standard fabric for bulletproof vests. Nowadays, polyethylene fiber (used initially for sailcloths) is used to create a nonwoven material lighter and stronger than traditional Kevlar and is used in bulletproof vests [2]. Science advancements have facilitated the use of composite materials in the military industry. Composite materials containing various fibers, such as carbon

* Corresponding author: ahmed_ogaili@uomustansiriyah.edu.iq

fiber, boron fiber, fiberglass, and walnut fiber, have been used in the armor due to their lightweight, flexibility, and high resistance to penetration. Recently, bulletproof vests have been made from PARA-ARAMID fibers such as polyethylene, spectra, Twaron, and Kevlar due to their numerous advantages of being lightweight, flexible, durable, and having a high tensile strength [3]. Kevlar is a material composed of a series of carbon rings that have a strength five times that of steel due to the strong bonding between their atoms. As a result, it is used in bulletproof vests. Kevlar is one of the greatest inventions of people working on the distracting strength of trauma to the shot and smoothly absorbs the high kinetic energy, limiting the danger that reaches the body and saving the wearer's life. The disadvantages of Kevlar, such as its high cost, susceptibility to ultraviolet rays, and humidity, have compelled us to develop alternative materials that increase efficiency, resist sunlight, and are less expensive.

Numerous research disciplines have been conducted on the topic of bulletproof vest enhancement. Several of them examined the type of reinforcement materials used, such as industrial or natural materials, and their arrangement; others examined the effect of additives on the ballistic properties of vests, and a few others examined the effect of changes in the crystalline structure of vest materials.

Using a simple-dimensional model, D.P. Goncalves *et al.* [4] analyzed the projectile's impact with ceramic/metal armor. They examined the ceramic's internal structure and the effect of grain size on ballistic performance. They concluded that increasing the grain size of the ceramic will increase the efficiency of the armor. Other articles discussed ways to enhance the ballistic properties of composite materials by using additives [5–12]. The remainder of the research in the area of ballistic property enhancement is concerned with the structure of the composite material armor, such as the number of layers, the types of materials arranged within the layers, and the fiber direction and orientation numerically, experimentally, or both [13–22].

Kurji and Ameen [23] employed Kevlar 29/Epoxy plates having three different volume fractions of 30, 40, and 60%. Two composite plates were gathered by a frame, keeping a gap between them. Depending on the gap condition, three different types of samples were used. The first type included an open gap, the second featured a pressured gap, and the third featured a vacuumed gap. The pressure gauge indicated a value of 35 kPa. 9mm bullets were used to test the samples. It was concluded that when the sample is compressed to 35 KPa, 39 percent of the speed decrease is achieved from the 30% V_f . This number increased to 42% for the 40% V_f sample and around 46% for the 60% V_f sample.

The identical approach as Kurji and Ameen [23] was employed in this work, except that pre-stressed samples of Kevlar29/Epoxy composite plates were used in place of compressed and vacuumed samples.

2. MATERIALS AND METHOD

The experimental work consists of preparing the test samples by casting Kevlar29/Epoxy plates with 21 cm length, square-shaped. Figures 1 and 2 show the Kevlar mat and Epoxy container respectively and Table 1 presents the materials properties. The composite plates were fixed on the steel frame (shown in Figure 3) which is designed for this purpose; the frame combines two plates with 10mm in between. The way of fastening the plates to the frame generates elastic stress stored as potential energy in the plates (pre-stressing).

Ballistic test applied by using a 9 mm hand gun shooting the bullets toward the test samples three times on each sample recording the projectile speed before and after penetration using velocity measurement device (chronograph) shown in Figure 4.



Figure 1. Kevlar29 mat



Figure 2. Epoxy

Table 1. The mechanical properties of the materials used in this work [19]

| Materials | Density (Kg/m ³) | Young's Modulus (GPa) |
|-----------|------------------------------|-----------------------|
| Kevlar | 1180 | 36 |
| Epoxy | 1100 | 1.06 |



Figure 3. The steel frame



Figure 4. Chronograph and the

test sample in the steel frame

The bullet net mass was 8 gm, and the initial velocity was 350 m/s. Three different fiber volume fractions were used as the testing samples: 30, 40, and 60%. These volume fractions were suggested by Kurji and Ameen [23] and the results of this work are to be compared with their results. There were two sets of samples used, the first set is (A), where the samples are made up of two parallel adjacent symmetric composite plates fixed to the steel frame. The samples were labeled (A_{30} , A_{40} , and A_{60}) for volume fractions of 30%, 40%, and 60%, respectively. The second set is (B), where the samples are two parallel adjacent symmetrical composite plates fastened to a unique steel frame designed to produce a bending load on the plates when fastened and generate bending stress. Bending stress is regarded as pre-stress in plates. These samples were labeled (B_{30} , B_{40} , and B_{60}) for volume fractions of 30%, 40%, and 60%, respectively. A range of stress values was used to test the effect of this parameter on the absorbed energy from the projectile. Figure 5 depicts the pre-stressed sample.



Figure 5. Pre-stressed sample

The ballistic test was performed following the HOSDB Body Armor Standards [24]. Three shots were fired from 5-meter distance in quick succession on each sample. Each projectile's final velocity (after sample penetration) was measured. Figure 6 shows the testing action.



Figure 6. Testing action

3. RESULTS AND DISCUSSION

The average values of the final velocity for the samples of the set (A) are shown in Table 2. In set (A), there is no difference in the results of the three shots on each sample, i.e., the final speeds of the first, second, and third bullets were nearly similar. The test results on set (B) are shown in Table 3. The results of set (B) clarifies the effect of pre-stressing the plates on the ballistic properties of the samples, which is not similar to the set (A). For the first shot, the final velocity in the samples for set (B) decreases from 45 to 51% compared to set (A).

Table 2. The final velocity of the projectile (set A)

| Sample | Final bullet's Velocity (m/s) | | |
|-----------------|-------------------------------|-------------|------------|
| | First shot | Second shot | Third shot |
| A ₃₀ | 261 | 263 | 266 |
| A ₄₀ | 249 | 250 | 252 |
| A ₆₀ | 225 | 226 | 226 |

Table 3. The final velocity of the projectile (set B)

| Sample | Final bullet's Velocity (m/s) | | |
|-----------------|-------------------------------|-------------|------------|
| | First shot | Second shot | Third shot |
| B ₃₀ | 150.8 | 218.5 | 262 |
| B ₄₀ | 131.4 | 205.5 | 251 |
| B ₆₀ | 109.5 | 192.4 | 227 |

Figure 8 presents the effect of the pre-stress value of the sample on absorbed energy from three successive shots on sample B₃₀. Figures 9 and 10 present the effect of pre-stress values in the samples (B₄₀ & B₆₀).

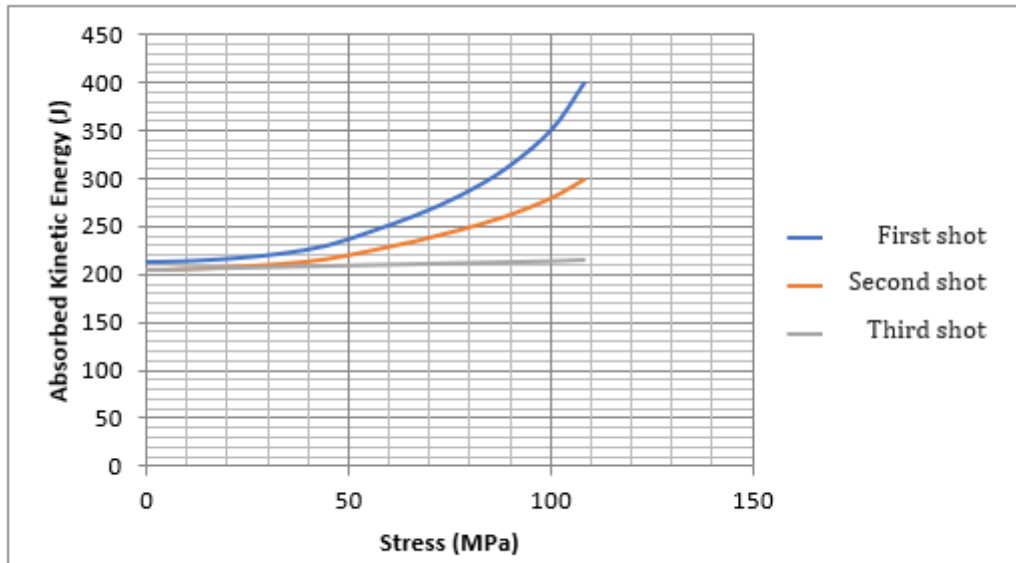


Figure 8. The effect of pre-stress value on the amount of absorbed energy in B₃₀

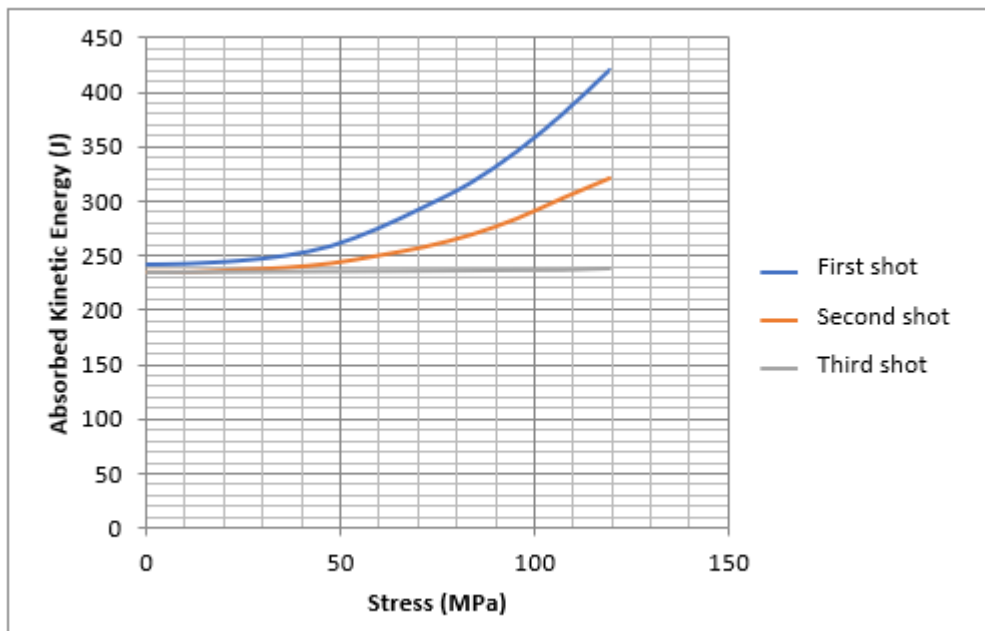


Figure 9. The effect of pre-stress value on the amount of absorbed energy in B₄₀

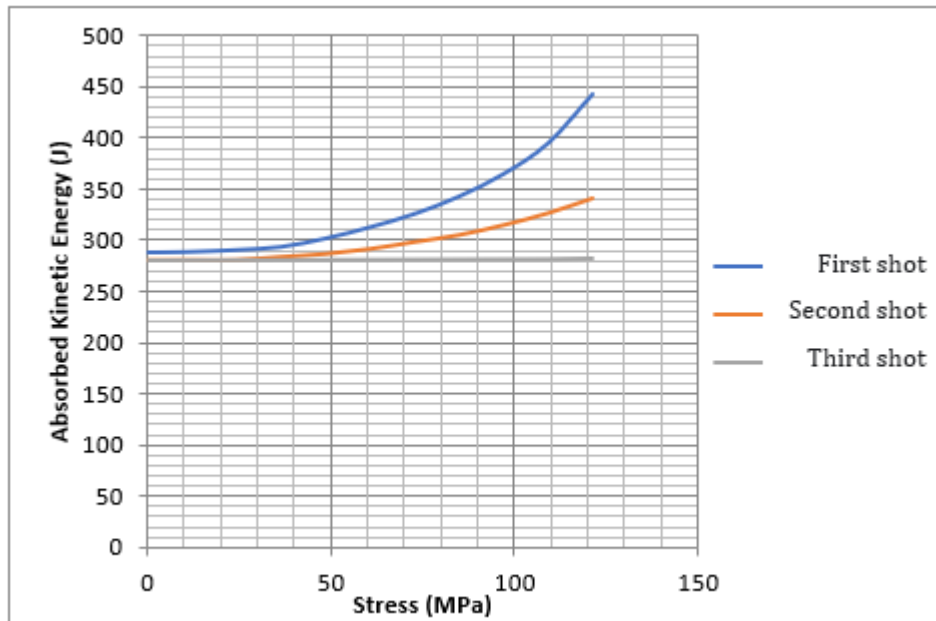


Figure 10. The effect of pre-stress value on the amount of absorbed energy in B₆₀

The pre-stress process generates latent (potential) energy in the sample and this energy (also known as elastic strain energy) begins to release when the sample is exposed to the projectile. The role of this energy as an additional resistance to the model against penetration and the process of releasing this energy may be repeated when exposed to the second shot because of the presence of a remaining part that has not yet been released (residual stress). The effect of this energy becomes more evident when the model is exposed to the third shot, where the model shows less resistance and the penetration occurs by absorbing relatively a small part of the projectile's kinetic energy.

The 120MPa pre-stressed sample B₃₀ absorbed energy from the projectile by 84% more than sample A₃₀. This percentage clears the advantage of this mechanism. Increasing the pre-stress value in the sample B₃₀ from 50 MPa to 120 MPa increases the value of the absorbed energy by the sample B₃₀ by about 47% for the first shot and 22% for the second shot, and 1% for the third shot. In sample B₄₀, the increase in absorbed energy was 62% within the range of (50-120 MPa), and for B₆₀, the increase was 47%.

4. CONCLUSION

The conclusion is that the fiber volume fraction of the Kevlar/Epoxy plate has a noticeable effect on the value of the absorbed energy due to the impact test. In addition, when the Kevlar/Epoxy plates were pre-stressed, another amount of absorbed energy was gained, which improved the ballistic properties of FRP vests. The final results correspond in terms of approach to those of the previous research [23], but the difference is to get better performance in this work in terms of the model's resistance to penetration and endurance of more than one shot.

ACKNOWLEDGMENT

The authors would like to thank Mustansiriyah University, Baghdad, Iraq (www.uomustansiriyah.edu.iq) for the encouragement to this research work. Furthermore, the authors also want to express their gratitude to the College of Engineering for their support in conducting this research work successfully.

REFERENCES

1. T, Leonid and C. Blair, Eds. "The Complete Encyclopedia of Arms and Weapons" Simon and Schuster, 1979.
2. C., Howard. "The Need for Body Armor," Popular Photography. November 1982, pp. 62.
3. E. S. AL-Ameen, M. H. Tawfeeq, "The Effect of Internal Pressure and Temperature on Hoop Strain Behavior in Spherical Composite Shell." International Journal of Mechanical and Production Engineering Research and Development, Vol. 8, Issue 2, (2018).
4. D.P. Goncalves, F.C.L. de Melo, A.N. Klein. H.A.AL-Qureshi. "Analysis and Investigation of Ballistic Impact on Ceramic/Metal Composite Armor." International Journal of machine tools & manufacture 44 (2004).
5. Y.L. Chen, C.K.Chu, W.Y.Chuang, S.H.Lee, K.C.Lee, "A Study of Ceramic Composite Materials for Bulletproof Optimization by Using Taguchi Method" .16th international conference on composite Materials (2005).
6. M.R. Ahmad, W.Y. Wan Ahmad, J. Samsuri, M. F. Yahya. "Ballistic Impact Resist of Flexible Composites". Journal of sustainability science and management 2007 volume 29(1).
7. A. A. Ramadhan, A.R Abu Talib, A.S Mohd Rafie and R Zahari. "The Influence of impact on Composite Armour System Kevlar-29/ Polyester-AL203". 1st International Conference on Mechanical Engineering Research (2011).
8. Moustafa, Nader Majed, Kamal Abdulkareem Mohammed, Ehsan Sabah Al-Ameen, Ahmed Ali Farhan Ogaili, and Muhanad Nazar Mustafa Al-Sabbagh. "Mechanical and Tribological Properties of Walnut/Polypropylene Natural Composites." Journal of Mechanical Engineering Development Research 43, no. 4: 372-380..
9. Ehsan S. Al-Ameen, Fadhel A. Abdulla, and Ahmed A. F. Ogaili Effect of Nano TiO₂ on Static Fracture Toughness of Fiberglass/Epoxy Composite Materials in Hot Climate regions, IOP Conf. Series: Materials Science and Engineering **870** (2020) 012170, doi:10.1088/1757-899X/870/1/012170
10. Zaineb W. Metteb, Fadhel A.Abdalla, and Ehsan S. Al-Ameen, Mechanical properties of recycled plastic waste with the polyester, AIP Conference Proceedings 2213, 020067 (2020); <https://doi.org/10.1063/5.0000281>
11. Ahmed A. F. Ogaili, Ehsan S. Al-Ameen, Mohammed S. Kadhim and Muhanad N. Mustafa, Evaluation of mechanical and electrical properties of GFRP composite strengthened with hybrid nanomaterial fillers, AIMS Materials Science, 7(1): 93–102., DOI: 10.3934/mat.2020.1.93
12. Ehsan S. Al-Ameen, Jaafar J. Abdulhameed, Fadhel A. Abdulla, Ahmed A.F. Ogaili & Muhanad N. M. Al-Sabbag Strength Characteristics of Polyester Filled with Recycled GFRP Waste, Journal of Mechanical Engineering Research and Developments (2020) Vol. 43, No. 2, pp. 178-185 CODEN: JERDFO
13. A. H. Al Hilli, "Analytical and Experimental Study of High Velocity Impact on Composite Plate". Ph.D. thesis, College of Engineering Al-Nahrain University (2006).
14. M. Ganish Babu, R. Velmurugan and N. K. Gupta. "Energy absorption and ballistic limit of targets struck by heavy projectile". Latin American Journal of Solids and Structures, vol3, (2006) pp. 21-39.
15. Michal Barcikowski. "Glass Fibre/Polyester Composites Under Ballistic Impact". Polskie Towarzystwo Mafefialow Kompozytowych (2008).
16. J.Michael Pereira and Duane M. Revilock. "Ballistic Impact Response of Kevlar 49 and Zylon Under Conditions Representing Jet Engine Fan Containment". NASA Glenn Research Center, Cleveland, Ohio mike (2009).
17. AL-Hamdan Ali, Yassin L.Nimir, Ramadan J.Mustafa. "Ballistic Impact Fracture Behaviour of Continuous Fibre Reinforced Al-Matrix Composites". Jordan Journal of Mechanical and Industrial Engineering (2010).
18. D. Dimeski, G. Bogoeva-Gaceva, V. Srebrenkoska. "Ballistic Properties of Polyethylene Composites Based on Bidirectional and Unidirectional Fibers". Zbornik radova Tehnologskog fakulteta u Leskovcu (2011).
19. S.Kumaravel and A.Venkatachalam. "Development of Nylon, Glass/Wool Blended Fabric for Protective Application". IOSR Journal of Polymer and Textile Engineering (IOSR-JPTE) (2014).

20. Y. Regassa, G. Likeleh, Prof. R. Uppala. "Modeling and Simulation of Bullet Resistant Composite Body Armor". International Journal of Research Studies in Science, Engineering and Technology (2014).
21. Sujith N S, Chethan K Y, Sandeep M D, Sanjay M S, Shaik Khder Basha, Sowmyashree D S. "Impact Analysis of Bullet on Different Bullet Proof Materials". International Journal of Mechanical and Industrial Technology (2015).
22. Ehsan S. Al-Ameen, N. M. Faleh, and S. A. Hussien, "An Invent to Improve Bulletproof Vests Capabilities", International Journal of Scientific & Engineering Research 2017.
23. A. Kurji , E. S. Al-Ameen, Effect of Gap Condition between Two Composite Plates in Ballistic Resistance Tests, International Journal of Mechanical and Production Engineering Research and Development Vol.9, Issue 2. 2019.
24. HOSDB Body Armour Standards for UK Police (2007) Part 2: Ballistic Resistance.