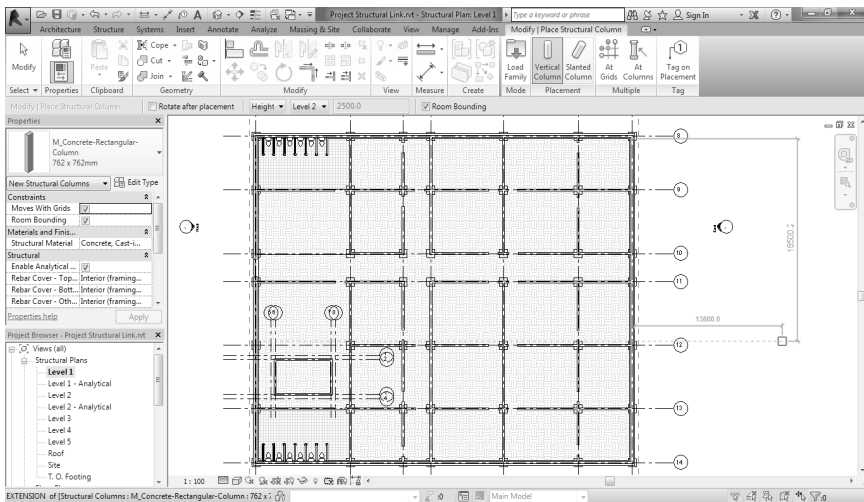


CHAPTER 5

REVIT STRUCTURE - LEVEL 1

This chapter presents the work step adopted for the BIM model using Revit Structure. It also discusses the scopes and components of the Revit Structure software, and concludes by showing the requirements necessary for effective use of model detailed design (LOD 300).

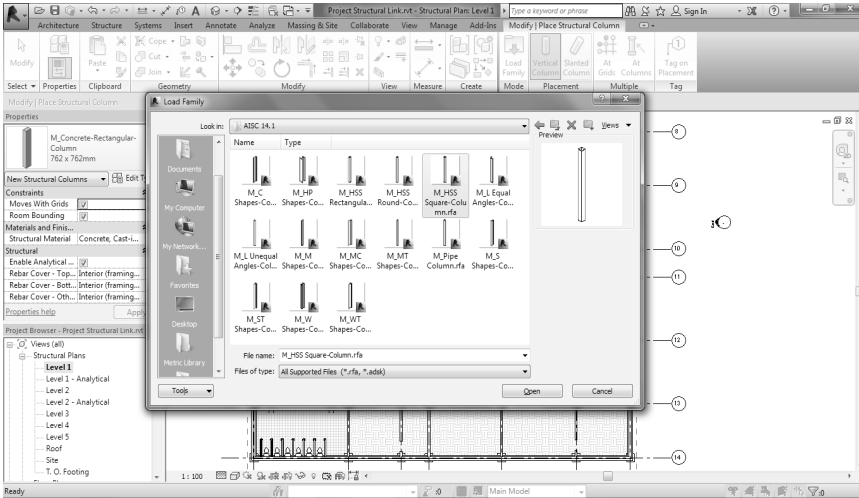
5.1 Hollow Structural Column-Steel



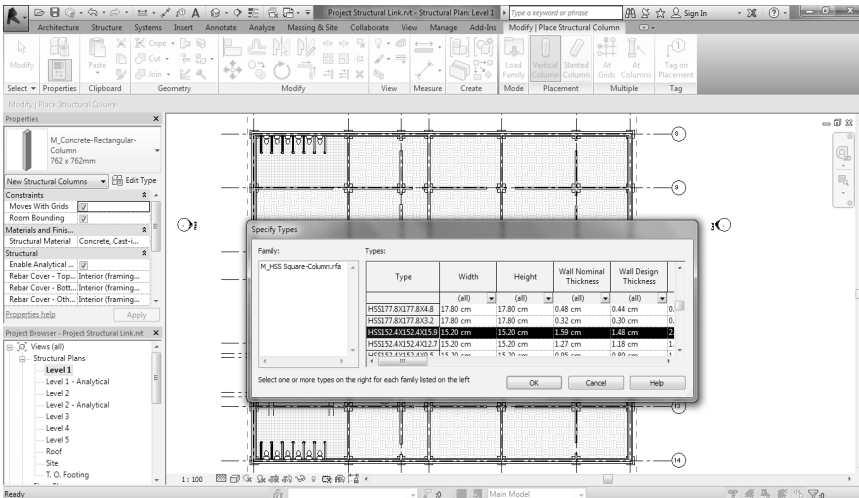
In the structural plan-level 1 , go to structural tab. In the structure panel, click column button.

BIM MODELLING TECHNIQUES FOR IBS BUILDING

Practical Guidance for Constructions Professionals



In the modify/place structural column, click load family in the mode panel. Then find HSS Square Column in the structural column folder.



Choose type HSS 152.4 X 152.4 X 15.9 in the specific types screen. Click ok.