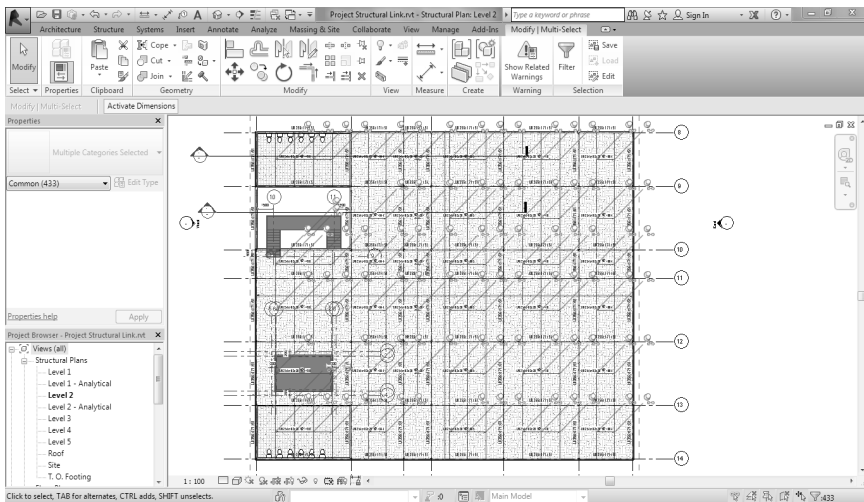


CHAPTER 7

REVIT STRUCTURE - OTHERS

This chapter presents the work step adopted for the BIM model using Revit Structure. It also discusses the scopes and components of the Revit Structure software, and concludes by showing the requirements necessary for effective use of model detailed design (LOD 300).

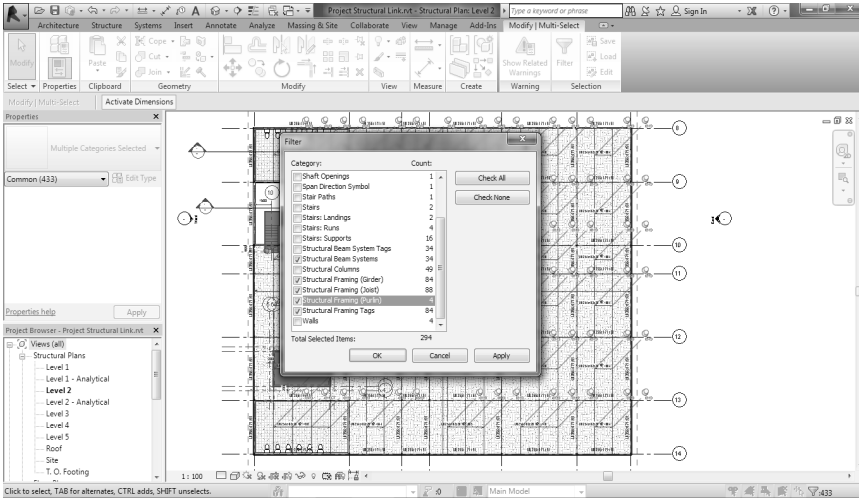
7.1 Copy Paste Aligned



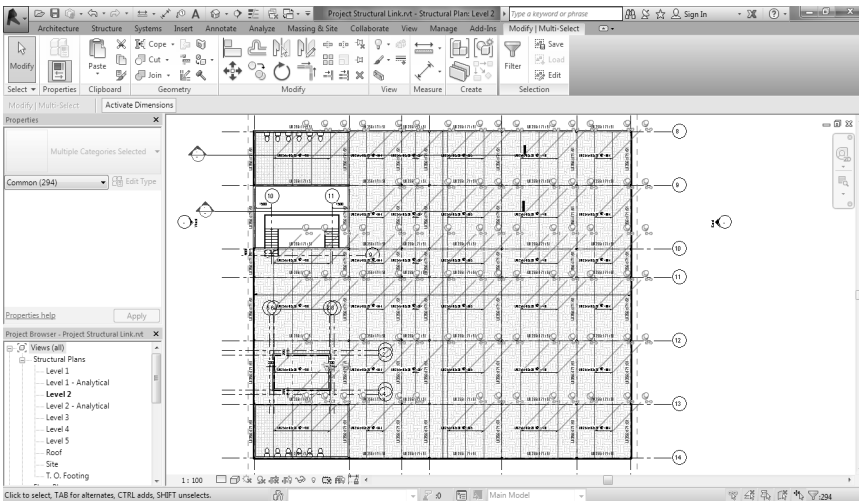
Select all the element around everything. In the modify/ multi-select tab, go to selection panel. Then click filter button.

BIM MODELLING TECHNIQUES FOR IBS BUILDING

Practical Guidance for Constructions Professionals



In the filter screen, click check none. Then check structural framing tags, structural beam systems, structural framing (girder) and structural framing (joist) and structural framing (purlin). Click ok.



Go to clipboard panel and click copy to clipboard button.